

# Design Guidelines Visa

Version 2 | Effective 09 April 2014

**Mandatory Items**

<b>1 PAN</b>
<p>This is a numeric code with a total of 20 digits          13 point font size sans serif stylet          It is recommended the colour must contrast with the card background colour</p>
<b>2 BIN</b>
<p>As with the Account Number, this is provided for you in the Design Template. The position of which must not change. The BIN colour can be in either black or white as long as there is sufficient contrast</p>
<b>3 Expiration Date</b>
<p>Date format is as shown, GOOD THRU DD/YY.          The position and size is already provided for you in the design template and must not be changed.          The colour of the Expiration Date can be either black or white as long as there is sufficient contrast.</p>
<b>4 Visa Logo</b>
<p>Corporate Logo - for Corporate Programs          Consumer Logo - for Consumer Programs          Please contact Gift Card Planet if you need clarification as to which logo your program requires.</p>
<b>5 "GIFT CARD" Text</b>
<p>This is located on the bottom left corner. Any colour can be used as long as it contrasts sufficiently with the background.</p>


<b>6 "Prepaid" Text</b>
<p>This is located on the top right corner. Any colour can be used as long as it contrasts sufficiently with the background.</p>

**Non-Mandatory Items**

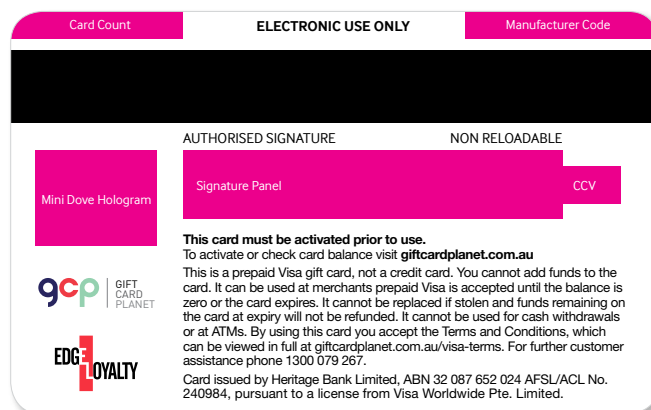
<b>7 Design</b>
<p>Colour and design can reflect your branding.</p>
<b>8 Your logo</b>
<p>You can apply your logo.</p>
<b>9 Barcodes</b>
<p>Please supply your barcode information.</p>

All items outlined here are placed in a design template for your convenience.  
 If you do not have this template please contact 1300 079 267.

**Example Front**

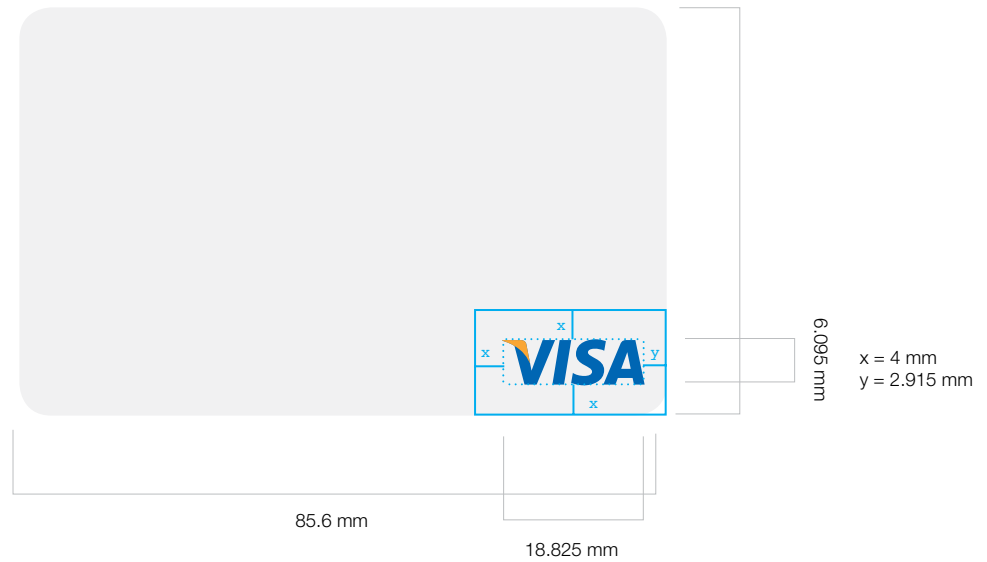


**Standardised Back**  
 (Non Customisable)




**Front - Option 1**

Unstaged logo, light background



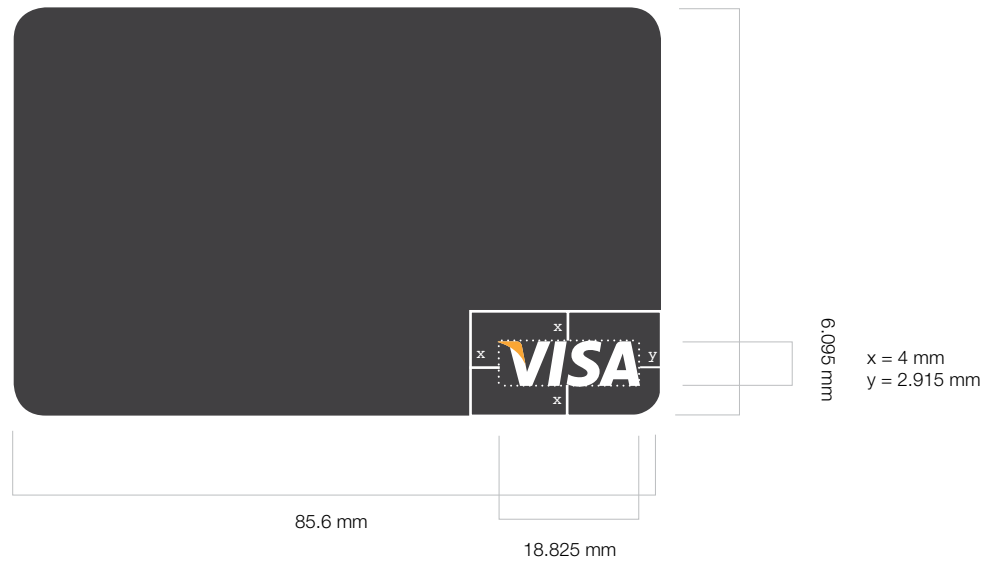
**Front - Option 2**

Staged logo, light background



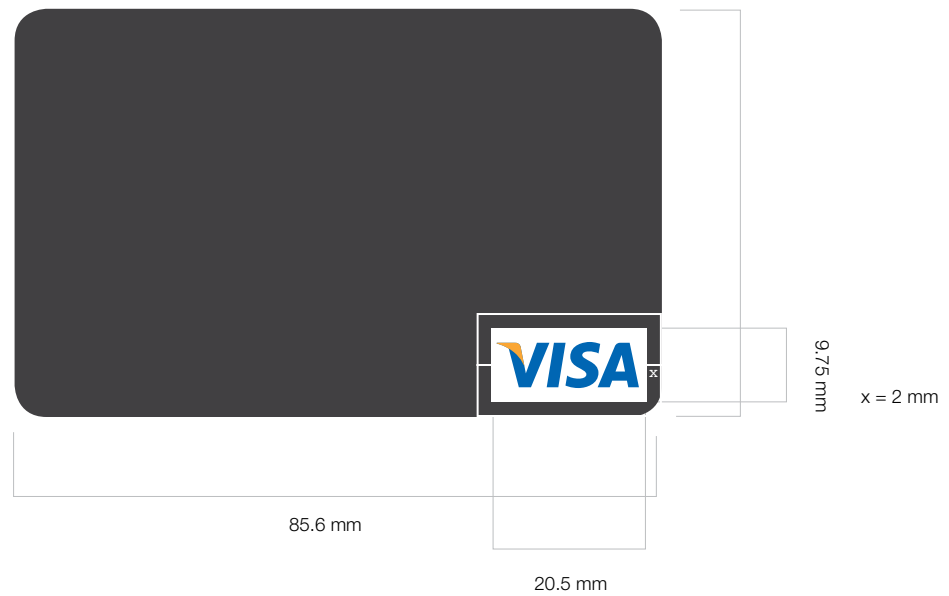
**Front - Option 3**

Unstaged logo, dark background



**Front - Option 4**

Staged logo, dark background



# Approval Process

## Submitting your artwork

**Please supply an InDesign file:**

CS6 (or Greater) file. (.indd)

Along with any supporting logos or font used in the file.

This file should be based on our InDesign template. If you don't have access to these templates please contact your Account Manager.

PDFs (pdf) may be supplied but only as a supporting file to show final positioning. Visa artwork cannot be approved if only a PDF format is supplied.

In regards to your logo please provide your CMYK values. If branding is pantone specific please provide the pantone value.

## Approval before use

All designs must be approved by Gift Card Planet and Visa before the gift cards can be printed. Approval must also be provided by Gift Card Planet for the use of your branded Visa card imagery on any collateral.

## Submissions

All applications for card artwork approval must be sent to your account manager. Artwork approvals may take up to 10 business days.

## Gift Card Planet

Level 1, 500 Chapel St (Jam Factory),  
South Yarra, Vic 3141, Australia

Telephone 1300 079 267

Email [sales@giftcardplanet.com.au](mailto:sales@giftcardplanet.com.au)